
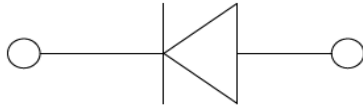


High Speed Switching Diode



SOD-323

Features

- Epoxy meets UL-94 V-0 flammability rating
- Moisture Sensitivity Level 1
- V_{RRM} 100V
- I_{FAV} 200mA
- Part no. with suffix "Q" means AEC-Q101 qualified

Applications

- Extreme fast switches

Mechanical Data

- **Case:** SOD-323
- **Terminals:** Tin plated leads, solderable per J-STD-002 and JESD22-B102
- **Polarity:** Cathode line denotes the cathode end
- **Marking:** T4

■ Maximum Ratings ($T_a=25^\circ\text{C}$ Unless otherwise specified)

PARAMETER	SYMBOL	UNIT	CONDITIONS	VALUE
Repetitive Peak Reverse Voltage	V_{RRM}	V		100
Average Forward Current	I_{FAV}	mA		200
Peak Forward Surge Current	I_{FSM}	A	$t_p=1\text{ms}$	1
Power Dissipation	P_{tot}	mW		200
Thermal Resistance Junction To Ambient air	R_{thJA}	K/W		635
Maximum Junction Temperature	T_j	$^\circ\text{C}$		150
Storage Temperature Range	T_{stg}	$^\circ\text{C}$		-55 to +150

■ Electrical Characteristics ($T_a=25^\circ\text{C}$ Unless otherwise specified)

PARAMETER	SYMBOL	UNIT	CONDITIONS	MIN	MAX
Forward Voltage	V_F	V	$I_F=1\text{mA}$		0.715
			$I_F=10\text{mA}$		0.855
			$I_F=50\text{mA}$		1.0
			$I_F=150\text{mA}$		1.25
Reverse Current	I_R	μA	$V_R=75\text{V}$		1.0
Reverse Breakdown Voltage	V_{BR}	V	$I_R=100\mu\text{A}$	100	
Diode Capacitance	C_D	pF	$V_R=V_F=0\text{V}$, $f=1\text{MHz}$		4
Reverse Recovery Time	t_{rr}	ns	$I_F=I_R=10\text{mA}$, $I_{rr}=0.1I_R$, $R_L=100\Omega$		6

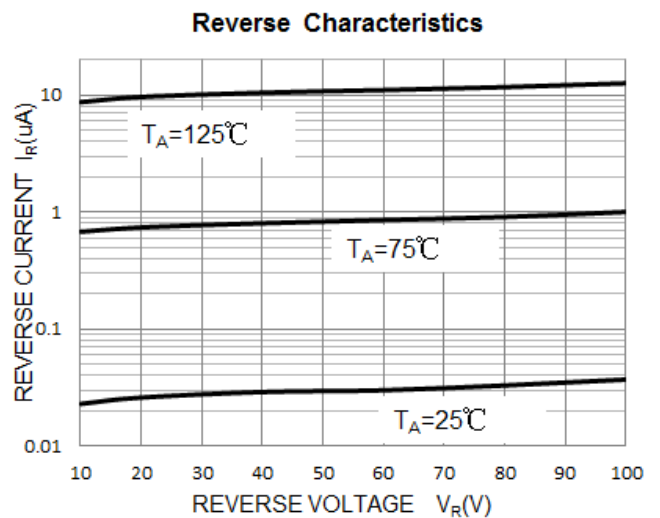
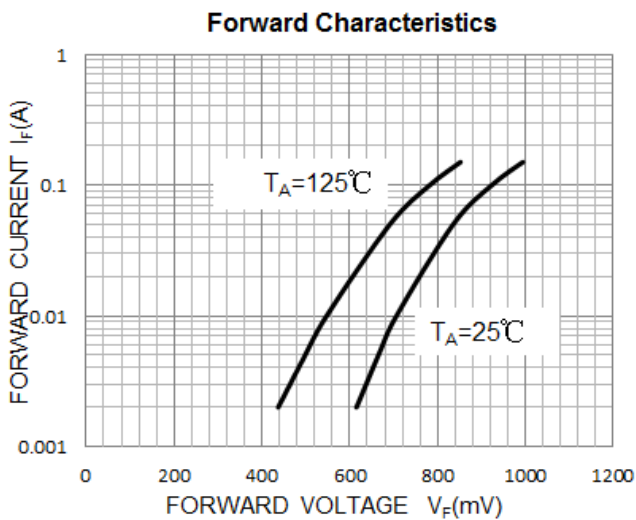
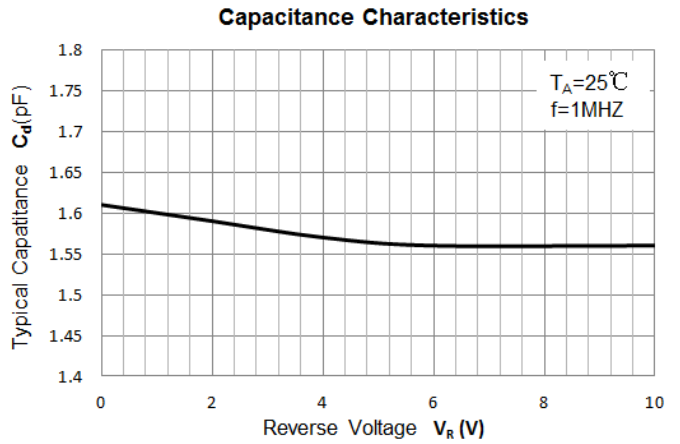
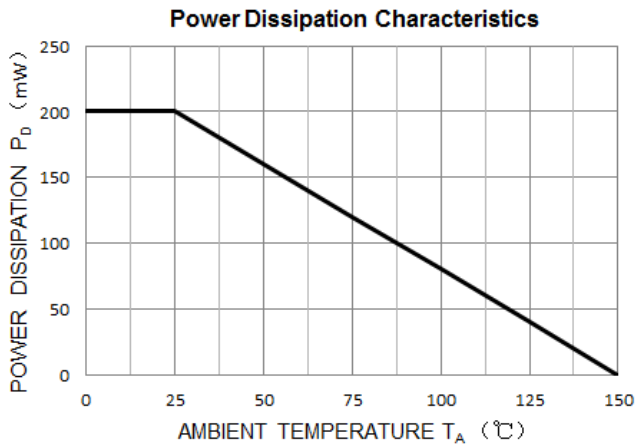


BAS16WSQ

Ordering Information (Example)

PREFERRED P/N	PACKING CODE	UNIT WEIGHT(g)	MINIMUM PACKAGE(pcs)	INNER BOX QUANTITY(pcs)	OUTER CARTON QUANTITY(pcs)	DELIVERY MODE
BAS16WSQ	F2	Approximate 0.0045	3000	30000	120000	7" reel

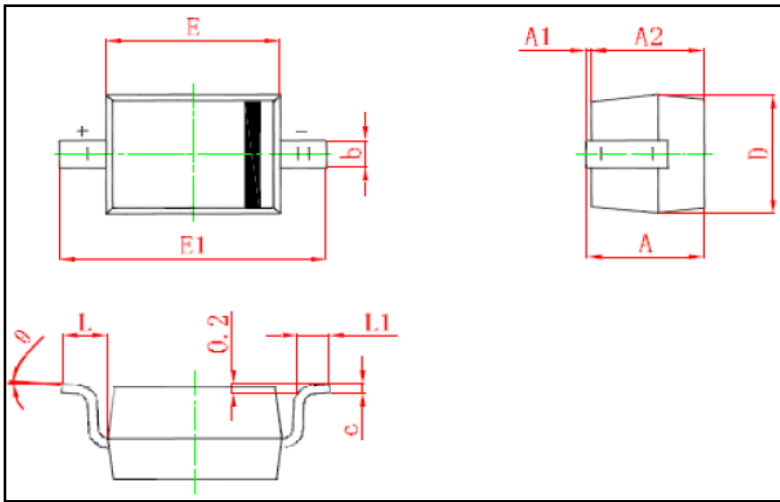
Characteristics (Typical)





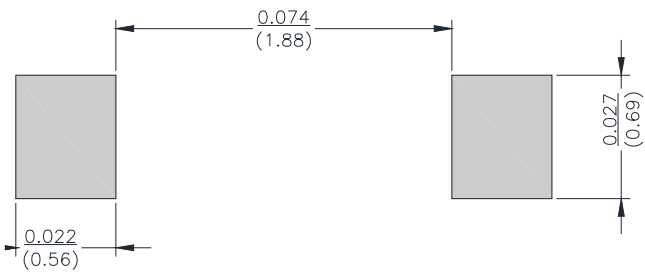
BAS16WSQ

■ Outline Dimensions



Symbol	Min.(mm)	Max.(mm)
A		1.000
A1	0.000	0.100
A2	0.800	0.900
b	0.250	0.350
c	0.080	0.150
D	1.200	1.400
E	1.600	1.800
E1	2.500	2.700
L	0.475REF	
L1	0.250	0.400
θ	0°	8°

■ Soldering Footprint



Unit: $\frac{\text{inch}}{\text{mm}}$



BAS16WSQ

Disclaimer

The information presented in this document is for reference only. Yangzhou Yangjie Electronic Technology Co., Ltd. reserves the right to make changes without notice for the specification of the products displayed herein to improve reliability, function or design or otherwise.

The product listed herein is designed to be used with ordinary electronic equipment or devices, and not designed to be used with equipment or devices which require high level of reliability and the malfunction of which would directly endanger human life (such as medical instruments, transportation equipment, aerospace machinery, nuclear-reactor controllers, fuel controllers and other safety devices), Yangjie or anyone on its behalf, assumes no responsibility or liability for any damages resulting from such improper use of sale.

This publication supersedes & replaces all information previously supplied. For additional information, please visit our website [http:// www.21yangjie.com](http://www.21yangjie.com) , or consult your nearest Yangjie's sales office for further assistance.