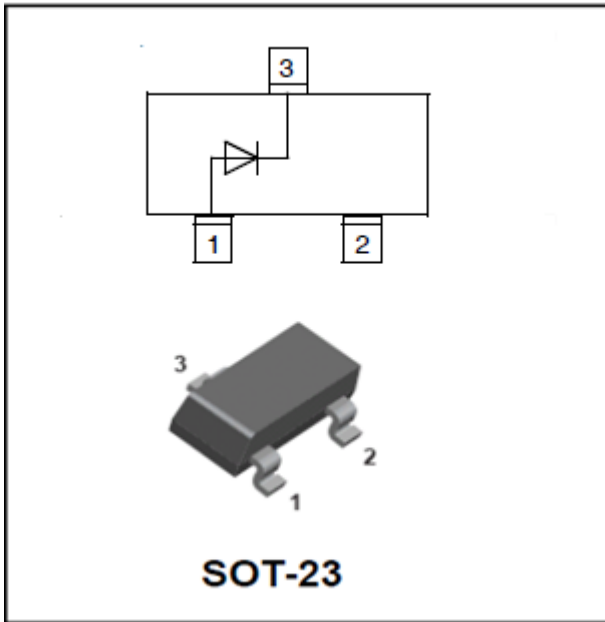


Switching Diode



Features

- Epoxy meets UL-94 V-0 flammability rating
- Moisture Sensitivity Level 1
- Low Current Leakage
- Part no. with suffix "Q" means AEC-Q101 qualified

Applications

- For General Purpose Switching Applications

Mechanical Data

- Case: SOT-23
- Terminals: Tin plated leads, solderable per J-STD-002 and JESD22-B102
- Marking: JS

■ Maximum Rating, ($T_a=25^{\circ}\text{C}$ Unless otherwise specified)

Item	Symbol	Unit	Value
Reverse Voltage	V_R	V	250
Forward Continuous Current, Per Leg	I_F	mA	200
Non-Repetitive Peak Forward Surge Current@ $t=1\text{s}$,	I_{FSM}	A	0.5
Power Dissipation	P_D	mW	250
Operation Junction Temperature	T_J	$^{\circ}\text{C}$	-55 to +150
Storage Temperature	T_{STG}	$^{\circ}\text{C}$	-55 to +150

■ Ordering Information (Example)

PREFERRED P/N	PACKING CODE	UNIT WEIGHT(g)	MINIMUM PACKAGE(pcs)	INNER BOX QUANTITY(pcs)	OUTER CARTON QUANTITY(pcs)	DELIVERY MODE
BAS21Q	F2	Approximate 0.010	3000	30000	120000	7" reel

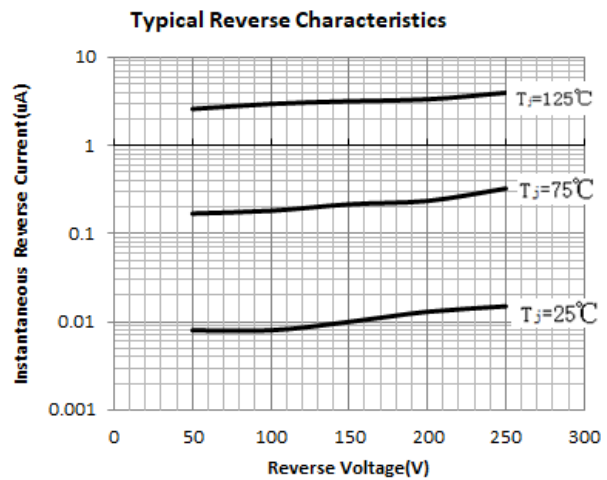
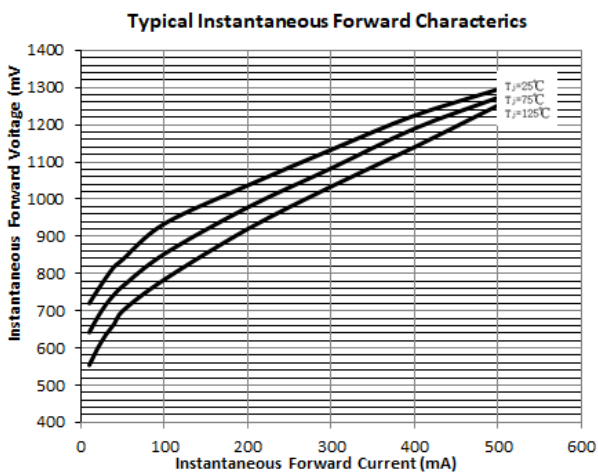


BAS21Q

■ Electrical Characteristics (T_a=25°C Unless otherwise specified, Per Leg)

Item	Symbol	Unit	Conditions	Value
Reverse Voltage	V _R	V	I _R =100μA	250
Maximum Instantaneous Forward Voltage	V _F	V	I _{FM} =100mA, T _J =25°C	1.0
			I _{FM} =200mA, T _J =25°C	1.25
Maximum DC Reverse Current	I _R	nA	V _R =200V	100
Typical Junction Capacitance	C _J	pF	f=1.0MHz, V _R =0V	5
Reverse Recovery Time	T _{rr}	ns	I _F =30mA, I _R =30mA, R _L =100Ω, I _{rr} =3mA	50

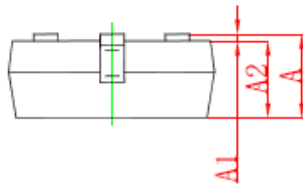
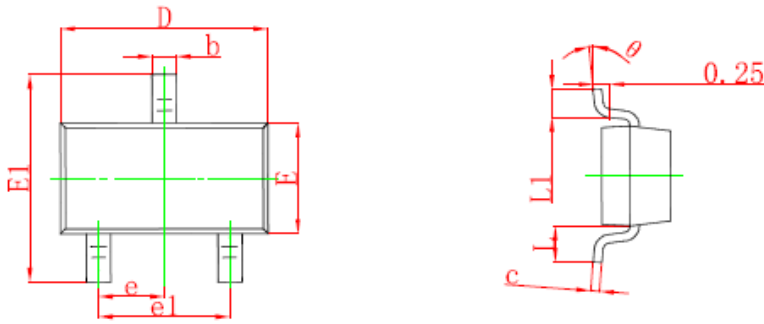
■ Typical Characteristics (Per Leg)





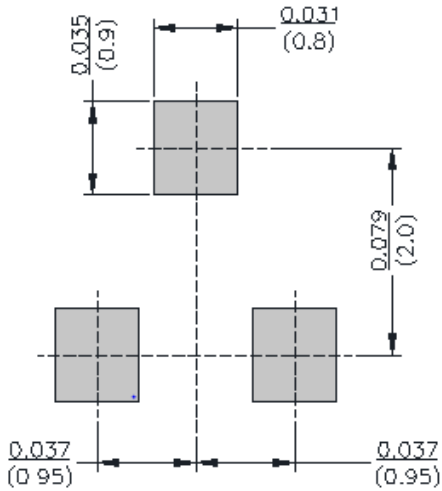
BAS21Q

■SOT-23 Package Outline Dimensions



Symbol	Dimensions In Millimeters		Dimensions In Inches	
	Min	Max	Min	Max
A	0.900	1.150	0.035	0.045
A1	0.000	0.100	0.000	0.004
A2	0.900	1.050	0.035	0.041
b	0.300	0.500	0.012	0.020
c	0.080	0.150	0.003	0.006
D	2.800	3.000	0.110	0.118
E	1.200	1.400	0.047	0.055
E1	2.250	2.550	0.089	0.100
e	0.950 TYP		0.037 TYP	
e1	1.800	2.000	0.071	0.079
L	0.550 REF		0.022 REF	
L1	0.300	0.500	0.012	0.020
θ	0°	8°	0°	8°

■SOT-23 Suggested Pad Layout



Unit: inch(mm)



BAS21Q

Disclaimer

The information presented in this document is for reference only. Yangzhou Yangjie Electronic Technology Co., Ltd. reserves the right to make changes without notice for the specification of the products displayed herein to improve reliability, function or design or otherwise.

The product listed herein is designed to be used with ordinary electronic equipment or devices, and not designed to be used with equipment or devices which require high level of reliability and the malfunction of which would directly endanger human life (such as medical instruments, transportation equipment, aerospace machinery, nuclear-reactor controllers, fuel controllers and other safety devices), Yangjie or anyone on its behalf, assumes no responsibility or liability for any damages resulting from such improper use of sale.

This publication supersedes & replaces all information previously supplied. For additional information, please visit our website [http:// www.21yangjie.com](http://www.21yangjie.com) , or consult your nearest Yangjie's sales office for further assistance.